

Final Programme

Shoulder instructional course 2010



Croatian
Orthopaedic and
Traumatology
Association

April 23 – 24, 2010
Zagreb, Croatia
www.siczagreb.org



Supported by European
Society for Surgery of the
Shoulder and the Elbow
(SECEC/ESSE)

Shoulder instructional course

April 23 - 24, 2010
Zagreb, Croatia



WELCOME

Shoulder instructional course 2010

April 23 - 24, 2010
Zagreb, Croatia

Dear friends and colleagues,

On behalf of the Croatian Orthopaedic and Traumatology Association (COTA) and European Society for Surgery of the Shoulder and the Elbow (SECEC) it is a great pleasure and honor to invite you to the second Shoulder Instructional Course (SIC) which will be held in Zagreb on April 23-24, 2010.


The main goal of this Course is the education of young orthopaedic and traumatology surgeons from all around the Europe, with particular accent on those coming from Central and Eastern European countries. We have worked intensively and in close collaboration with our invited speakers to build up very interesting program with highest quality.

The main subjects that will be covered by this Course are rotator cuff and fracture of the proximal humerus. We strongly believe that the program will give the participants a comprehensive section of the present state of mentioned subjects by covering history taking, clinical examination, imaging, surgical techniques and postoperative rehabilitation. In addition to the program you will be also able to watch live surgery during this Course. On the first day we will show the arthroscopic rotator cuff, and on the second day the fracture case. During the lunch breaks, participants will have the chance to visit industry workshops. At the end of each day, through the series of case reports the participants will have the opportunity to discuss diagnostics, clinical examination and the choice of surgical procedures.

We hope that you will find time to explore Zagreb and have pleasant time in our city.

On behalf of Organizing Committee I wish you a very warm welcome to the second Shoulder International Course

Nikola Cicak, Course Chairman



ORGANIZING COMMITTEE

Course Chairman

Nikola Cicak | Zagreb, Croatia

Organizing Committee

Dragan Djurdjevic | Croatia, **Hrvoje Klobucar** | Croatia, **Denis Trsek** | Croatia

Scientific Committee

Anders Ekelund | Sweden, **Jaroslav Fabis** | Poland, **Jeno Kiss** | Hungary, **Markus Wambacher** | Austria

Faculty

Nikola Cicak | Croatia, **Dragan Djurdjevic** | Croatia, **Anders Ekelund** | Sweden, **Jaroslav Fabis** | Poland, **Jeno Kiss** | Hungary,
Hrvoje Klobucar | Croatia, **Paolo Paladini** | Italy, **Istvan Szabo** | Hungary, **Markus Wambacher** | Austria, **Jaap Willems** | Netherland

Course Service & Contact

Conventus Credo Ltd.

PCO – Professional Congress Organizer
Kruge 48, 10 000 Zagreb, Croatia

Contact person:

Mrs. Nina Vrdoljak

Phone: 00385 1 4854 696

Fax: 00385 1 4854 580

E-mail: nina@conventuscredo.hr

www.siczagreb.org

FINAL COURSE PROGRAMME

Thursday, April 23, 2010

Shoulder
instructional
course 2010

April 23 - 24, 2010
Zagreb, Croatia

18.00 - 20.00 **Registration**

ROTATOR CUFF

Friday, April 23, 2010

07.00 - 18.00 Registration

08.00 - 09.20 *Chairmen: Paolo Paladini*

08.00 **P. Paladini** Rotator cuff disease: evaluation and clinical findings

08.20 **I. Szabo** Rotator cuff disease: imaging (x-rays, MR), fatty infiltration

H. Klobucar The role of ultrasound in rotator cuff tears

08.40 **J. Kiss** Open repair for full-thickness rotator cuff tears: approach, surgical technique

09.00 **N. Cicak** Open versus arthroscopic rotator cuff repair

09.20 - 09.40 *Coffee Break*

09.40 - 11.00 *Chairmen: Jaap Willems*

09.40 **J. Willems** Latisimus dorsi transfer: indication, surgical technique, rehabilitation

10.00 **M. Wambacher** Isolated and combined subscapularis tear: open surgical techniques, pectoralis major transfer

10.20 **P. Paladini** Arthroscopy: set up, portals, visualization

10.40 **J. Fabis** Arthroscopic subacromial decompression with and without cuff tears

11.00 - 13.00 *Live Surgery from Akromion Hospital, Krapinske Toplice: N. Cicak. Arthroscopic rotator cuff repair*

13.00 - 15.00 *Lunch/Workshop*

13.00 - 13.30 *Lunch*

13.30 - 14.15 **Workshop:** Rotator cuff repair and VAPR® Radiofrequency System. Johnson&Johnson

14.15. - 15.00 **Workshop:** Durom shoulder. Zimmer

15.00 - 17.00 *Chairmen: Nikola Cicak*

15.00 **J. Willems** Knot tying, suture anchors and suture management

15.20 **J. Willems** Arthroscopic treatment for full-thickness rotator cuff tears

15.40 **P. Paladini** Arthroscopic treatment for partial-thickness rotator cuff tears

16.00 **I. Szabo** Arthroscopic biceps tenotomy or tenodesis with cuff lesion

16.20 **P. Paladini** Early and late complications of open and arthroscopic cuff repair

16.40 **J. Fabis** Postoperative rehabilitation for open and arthroscopic rotator cuff repair

17.00 - 17.20 *Coffee Break*

17.20 - 18.20 *Panel Discussion and Case Presentations*

FRACTURES OF PROXIMAL HUMERUS

Saturday, April 24, 2010

07.00 - 18.00 Registration

08.00 - 09.20 *Chairmen: Jenó Kiss*

08.00 **M. Wambacher** Fracture of the proximal humerus: classification, clinical findings, imaging

08.20 **M. Wambacher** Non-operative treatment of proximal humerus fractures

08.40 **N. Cicak** Isolated tuberosity fractures: indication, surgical technique, rehabilitation

09.00 **A. Ekelund** Isolated surgical neck fracture: indication, surgical technique, rehabilitation

09.20 - 09.40 *Coffee Break*

09.40-11.00 *Chairmen: Markus Wambacher*

09.40 **J. Kiss** Percutaneous pinning of the proximal humerus fractures

10.00 **D. Djurdjevic** Intramedullary fixation of the proximal humerus fractures

10.20 **A. Ekelund** Three- and Four-part fractures and Fracture-dislocations: open reduction and internal fixation with plate and screws

10.40 **I. Szabo** Prosthetic replacement for acute proximal humerus fractures: indication, surgical technique, rehabilitation

11.00 - 13.00 **Live Surgery from Akromion Hospital, Krapinske Toplice: A. Ekelund. Shoulder reverse prosthesis following fracture of the proximal humerus and open fixation**

13.00 - 15.00 **Lunch/Workshop**

13.00 - 13.30 **Lunch**

13.30 - 14.15 **Workshop:** Anatomical shoulder inverse/reverse system. Zimmer

14.15. - 15.00 **Workshop:** Intramedullary humeral nail. Johnson&Johnson

15.00 - 17.30 *Chairmen: Anders Ekelund*

15.00 **N. Cicak** Complications after surgery for proximal humerus fractures

15.20 **J. Kiss** Treatment of malunion and nonunion with no-prosthetic methods (ORIF, osteotomies)

15.40 **A. Ekelund** The role for arthroplasty in non-union and malunion of the proximal humerus

16.00 **N. Cicak** Management of chronic anterior and posterior dislocations

16.30 - 17.30 **Panel Discussion and Case Presentations**

Departure

GENERAL INFORMATION

Meeting Venue and Accommodation

Antunovic Zagreb Hotel - www.hotelantunovic.com

Live surgery from **"Akromion"** - Special Hospital for Orthopaedics and Traumatology.



Official Language

The official language is English and no simultaneous interpretation will be provided.

USEFUL INFORMATION

Internet Links

AKROMION: www.akromion.hr, **Zagreb Airport:** www.zagreb-airport.hr, **Croatian National Tourist Board:** www.croatia.hr,
City of Zagreb: www.zagreb-convention.hr, **Hotel Antunovic** (Congress Venue): www.hotelantunovic.com, **Conventus Credo**,
PCO: www.conventuscredo.hr

Contacts

Professor Nikola Cicak Phone: 00385 49 587 487, Fax: 00385 49 587 488, Mail: nikola.cicak@akromion.hr

Nina Vrdoljak Phone: 00385 1 485 46 96, Fax: 00385 1 485 45 80, Mobile: 00385 98 406 728, Mail: nina@conventuscredo.hr

Shoulder instructional course 2010

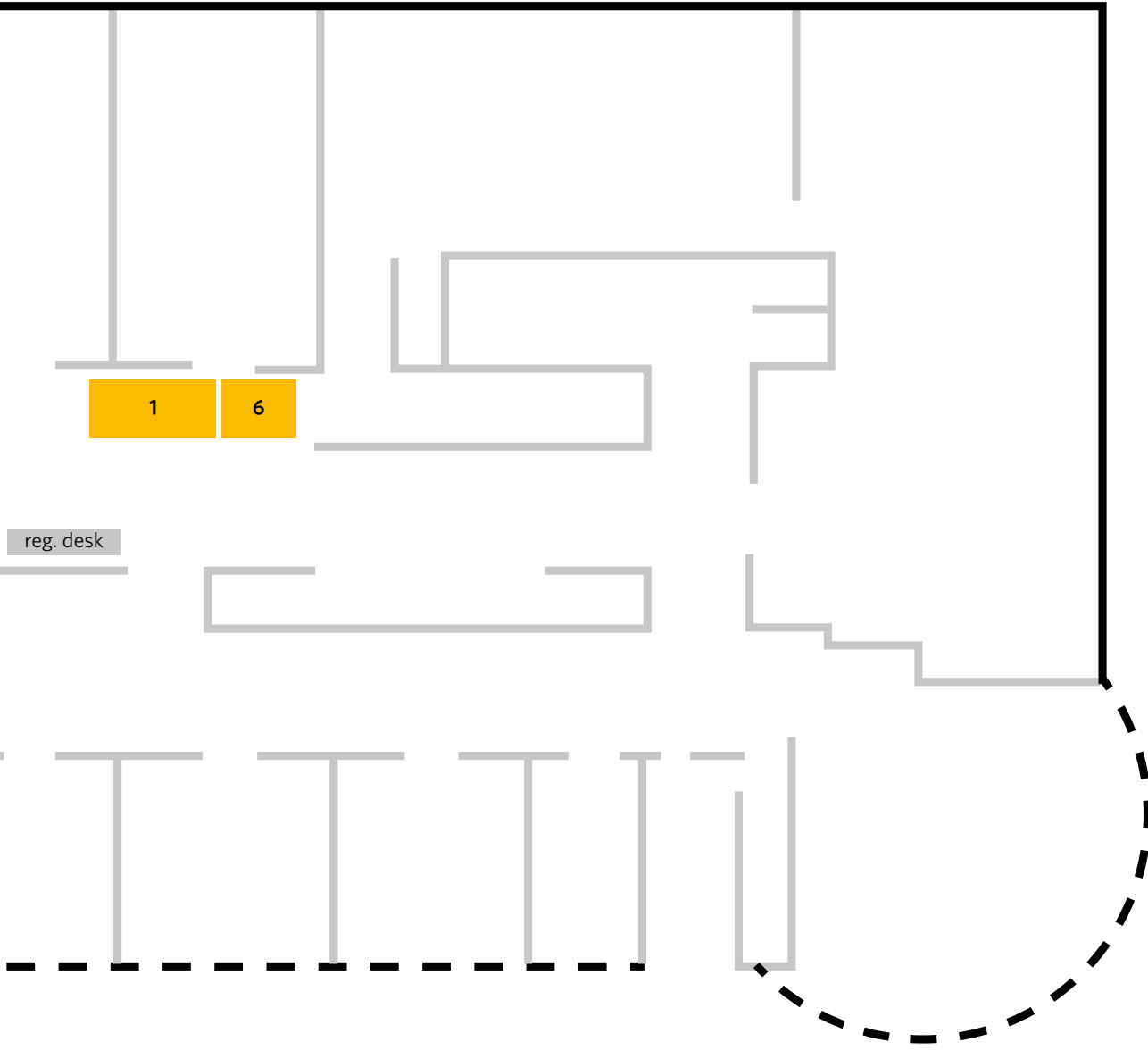
April 23 - 24, 2010
Zagreb, Croatia



SPONSORS & EXHIBITION

1. DePuy Mitek / Johnson & Johnson, 2. Hospitalija Trgovina / Zimmer, 3. MAC's MEDICAL, 4. Bayer, 5. Olympus, 6. Karl Storz









**Hospitalija
Trgovina d.o.o.**

10431 Sveta Nedelja
Vojvodići bb
Croatia

Tel.: + 385 1 33 22 555

Fax: + 385 1 33 22 543

www.hospitalija-trgovina.hr



**Anatomical
Shoulder™
System**

**Removable Head
Press-Fit**



**Anatomical Shoulder™
Standard**



**Anatomical Shoulder™
Inverse / Reverse**



**Anatomical Shoulder™
Fracture**



zimmer

Confidence in your hands



*Dugogodišnje iskustvo
koje stvara povjerenje!*



ORTOPEDIJA

PAR-MAR

Nova cesta 75, 10000 ZAGREB

Tel: 01 / 3634 841 • Fax: 01 / 3820 898

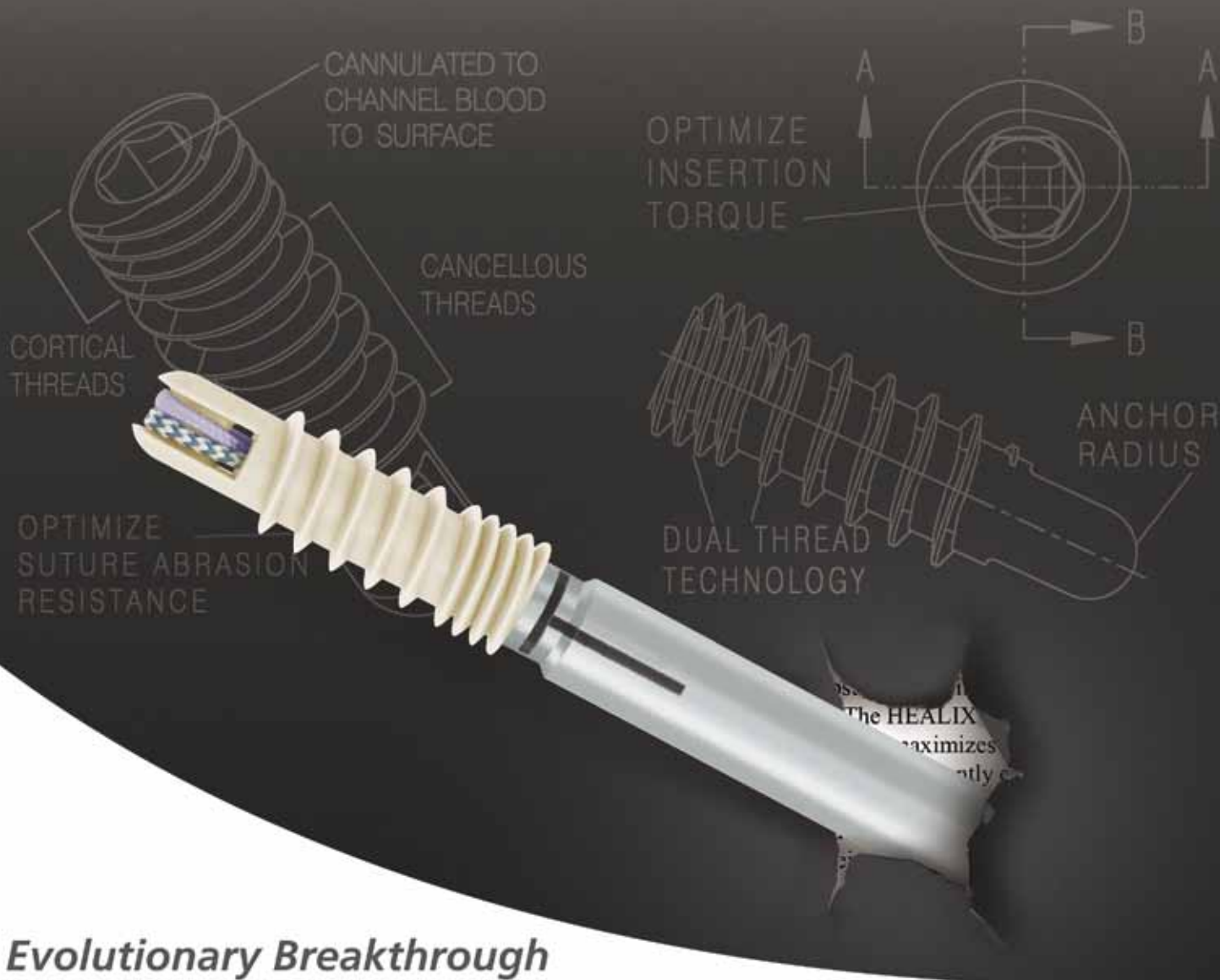
www.par-mar.com



OLYMPUS

Your Vision, Our Future

OLYMPUS d.o.o. Av. V. Holjevca 40, 10020 Zagreb
tel: +385 1 4899-000, -042, -026, -016, fax: +385 1 4899 088
www.olympus.hr



Evolutionary Breakthrough

Now offered with our proprietary BIOCRYL® RAPIDE™, the #1 U.S. biocomposite material for shoulder & knee implants.¹ The HEALIX™ BR dual thread pattern maximizes pull-out strength by independently engaging both cortical and cancellous bone.²

¹ Based on U.S. data on file at DePuy Mitek.

² In a long-term controlled study, BIOCRYL® RAPIDE™ and PLA materials were evaluated in the cortical femoral bone of Beagles. Data on file at DePuy Mitek.



1-800-382-4682 | www.depuymitek.com

©DePuy Mitek, Inc. 2009. All rights reserved. Printed in the USA

DePuy Mitek

a Johnson & Johnson company

never stop moving™